

CHINTAN ENVIRONMENTAL RESEARCH & ACTION GROUP
238, SIDHARTHA ENCLAVE, NEW DELHI - 110 014

Balance Sheet as at 31st March 2016

PARTICULARS	SCHEDULE	Consolidated			
		FOREIGN FUND	LOCAL FUND	TOTAL AS AT 31-03-2016	TOTAL AS AT 31-03-2015
SOURCES OF FUNDS					
Corpus	1	9,000,000.00	15,874,112.00	24,874,112.00	24,087,611.00
General Fund	1	1,501,805.07	(876,042.97)	625,762.10	2,288,940.96
Unutilized Grant	2	10,776,547.01	11,094,335.95	21,870,882.96	31,556,150.99
TOTAL		21,278,352.08	26,092,404.98	47,370,757.06	57,932,702.95
APPLICATION OF FUNDS					
1) Fixed Assets:					
Gross Block	3	8,513,145.00	3,270,793.96	11,783,938.96	11,570,213.96
Less: Depreciation		3,003,065.85	2,197,040.95	5,200,106.80	3,883,835.81
Net Block		5,510,079.15	1,073,753.01	6,583,832.17	7,686,378.16
Investment (FDR with Syndicate Bank)		14,641,216.48	14,261,960.19	28,903,176.67	27,581,126.18
		14,641,216.48	14,261,960.19	28,903,176.67	27,581,126.18
2) Current assets, loan & advances :					
Receivables	4	1,289,703.00	2,510,447.25	3,800,150.25	1,513,363.00
Cash & Bank Balances	5	765,566.51	8,300,393.81	9,065,960.32	22,790,091.29
Security Deposits	6	73,000.00	348,305.00	421,305.00	364,550.00
TDS Receivables	7	490,630.83	659,133.94	1,149,764.77	917,869.01
Interest accrued on Fixed Deposits		466,411.11	10,762.78	477,173.89	-
		3,085,311.45	11,772,287.78	14,857,599.23	25,585,873.30
3) Less: Current Liabilities & Provisions:					
Expenses Payable	8	1,958,255.00	1,015,596.00	2,973,851.00	2,920,674.69
		1,958,255.00	1,015,596.00	2,973,851.00	2,920,674.69
Net Current Assets		1,127,056.45	10,756,691.78	11,883,748.23	22,665,198.61
Notes to Accounts					
TOTAL		21,278,352.08	26,092,404.98	47,370,757.06	57,932,702.95

As per our report of even date
For S.M. P. & Co.
Chartered Accountants



SUDHIR VARMA
FCA; CIA(USA)
M.No- 081489

CHINTAN ENVIRONMENTAL RESEARCH & ACTION GROUP

Ritu Prasad

RITU PRASAD
TREASURER

Arjun Bhagat

ARJUN BHAGAT
PRESIDENT

Date : 07-09-2016
Place : New Delhi

CHINTAN ENVIRONMENTAL RESEARCH & ACTION GROUP
238, SIDHARTHA ENCLAVE, NEW DELHI - 110 014

Schedule forming part of Balance Sheet as at 31st March 2016

Consolidated

PARTICULARS	Sch.	FOREIGN FUND	LOCAL FUND	TOTAL AS AT 31-03-2016	TOTAL AS AT 31-03-2015
Corpus Fund	1				
Opening Balance		9,000,000.00	15,087,611.00	24,087,611.00	1,395,434.00
Contribution from Donors		-	786,501.00	786,501.00	19,500,000.00
Building Fund		-	-	-	3,192,177.00
		9,000,000.00	15,874,112.00	24,874,112.00	24,087,611.00
General Fund					
Opening Balance as per last year		1,254,233.98	1,034,706.98	2,288,940.96	15,764,719.91
Add: Excess of income over Exp.		247,571.09	(1,910,749.95)	(1,663,178.86)	4,024,221.05
Total		1,501,805.07	(876,042.97)	625,762.10	19,788,940.96
Less: Traster to Corpus		-	-	-	17,500,000.00
		1,501,805.07	(876,042.97)	625,762.10	2,288,940.96
Unutilised Fund	2				
To the extent remaining unutilized					
ARMAN		-	(123,711.00)	(123,711.00)	-
ASTM		1,037,972.06	-	1,037,972.06	656,663.32
COMIC		707,793.00	-	707,793.00	891,715.00
COWI		-	-	-	(322,669.20)
Dalyan		41,482.00	-	41,482.00	59,482.00
Deutsche Bank		457,619.40	-	457,619.40	2,845,042.40
Development Alternative		-	-	-	83,660.00
EASACT		-	-	-	183,548.00
Embassy of France		(313.72)	-	(313.72)	359,710.28
Embassy of Germany		(14,251.00)	-	(14,251.00)	(5,211.00)
Empower		863,117.19	-	863,117.19	483,810.29
GAIL		-	-	-	(235,690.00)
GBV		6,781,337.28	-	6,781,337.28	10,401,472.28
GFC Sustainblity		-	-	-	285,410.00
GIZ		-	-	-	410,461.00
Google		-	12,003,437.08	12,003,437.08	13,228,028.00
Mitsui		(215,707.00)	-	(215,707.00)	(868.00)
Oracle (CAF)		(190.00)	-	(190.00)	-
GGF		409,180.80	-	409,180.80	-
New Zealand High Commission (NWZ) (1)		316,648.00	-	316,648.00	(1,542.00)
New Zealand High Commission (NWZ) (2)		-	-	-	334,190.00
Nokia		-	-	-	(357,421.38)
UNDP		-	25,725.00	25,725.00	126,288.00
Kisan Haat		-	62,110.00	62,110.00	-
Hindustan Tin Works		-	(4,543.00)	(4,543.00)	-
Swai Madhopur		-	(595,499.00)	(595,499.00)	-
Varanasi		-	(289,904.13)	(289,904.13)	-
CII		-	16,721.00	16,721.00	-
World Bank		391,859.00	-	391,859.00	2,130,072.00
Total		10,776,547.01	11,094,335.95	21,870,882.96	31,556,150.99

PARTICULARS	Sch.	FOREIGN FUND	LOCAL FUND	TOTAL AS AT 31-03-2016	TOTAL AS AT 31-03-2015
Receivable: Grant and Others	4				
DPCC		-	1,260,284.00	1,260,284.00	1,260,284.00
NCT		-	100,000.00	100,000.00	100,000.00
Advance to Sevamov Venturs		125,000.00	-	125,000.00	-
Chintan LG		600,000.00	-	600,000.00	-
Md. Hamed Ali		-	200,000.00	200,000.00	-
Gail		-	79,282.00	79,282.00	-
Nokia		-	357,421.38	357,421.38	-
Imprests		-	95,229.87	95,229.87	-
Impact Foundation		-	100,000.00	100,000.00	100,000.00
Staff Imprest		564,703.00	244,233.00	808,936.00	24,675.00
Kisan Haat		-	17,242.00	17,242.00	-
Total		1,289,703.00	2,510,447.25	3,800,150.25	1,513,363.00



S. M. Varma

PARTICULARS	Sch.	FOREIGN FUND	LOCAL FUND	TOTAL AS AT 31-03-2016	TOTAL AS AT 31-03-2015
Cash & Bank Balance	5				
Cash in hand		525,144.00	176,726.00	701,870.00	19,664.00
Syndicate Bank-4270		240,422.51	-	240,422.51	20,051,003.98
Syndicate Bank-384		-	7,706,894.85	7,706,894.85	2,319,073.19
Syndicate Bank-46130		-	395,688.04	395,688.04	380,282.20
ICICI Bank		-	21,084.92	21,084.92	20,067.92
Total		765,566.51	8,300,393.81	9,065,960.32	22,790,091.29
Security Deposits & Other	6				
Hotel Samrat		-	3,000.00	3,000.00	3,000.00
DTDC		-	10,000.00	10,000.00	10,000.00
N.D.L.S		-	143,550.00	143,550.00	143,550.00
NDMC		-	15,000.00	15,000.00	15,000.00
Tender Money(Ashoka Hotel)		-	30,000.00	30,000.00	30,000.00
Rent of E Waste Unit		45,000.00	-	45,000.00	73,000.00
Gazipur Rent Security		28,000.00	-	28,000.00	-
Office Rent		-	90,000.00	90,000.00	90,000.00
Prepaid Expenses		-	56,755.00	56,755.00	-
Total		73,000.00	348,305.00	421,305.00	364,550.00

Consolidated

PARTICULARS	Sch.	FOREIGN FUND	LOCAL FUND	TOTAL AS AT 31-03-2016	TOTAL AS AT 31-03-2015
TDS Receivable	7				
TDS 2004-05		-	25,239.00	25,239.00	25,239.00
TDS 2006-07		-	44,089.00	44,089.00	44,089.00
TDS 2009-10		54,543.19	46,885.95	101,429.14	101,429.14
TDS 2011-12		11,654.34	106,944.36	118,598.70	118,598.70
TDS 2012-13		-	37,919.86	37,919.86	37,919.86
TDS 2013-14		53,050.21	54,210.43	107,260.64	107,260.64
TDS 2014-15		309,085.75	174,246.92	483,332.67	483,332.67
TDS 2015-16		62,297.34	169,598.42	231,895.76	-
Total		490,630.83	659,133.94	1,149,764.77	917,869.01

Consolidated

PARTICULARS	Sch.	FOREIGN FUND	LOCAL FUND	TOTAL AS AT 31-03-2016	TOTAL AS AT 31-03-2015
Grant	8				
Department of Enviroment		-	-	-	111,600.00
Others Payable					
Salaries		76,678.00	237,904.00	314,582.00	62,980.00
J P Engineering		1,509,925.00	-	1,509,925.00	550,564.00
Shreecom		223,440.00	-	223,440.00	58,800.00
Provision for Expenses		-	87,390.00	87,390.00	-
IMAC News & Entertainment		-	12,125.00	12,125.00	-
Payable to Chintan FG		-	600,000.00	600,000.00	-
Magic Bus India Foundation		-	13,720.00	13,720.00	-
Strategos		-	-	-	94,314.00
TDS		78,692.00	64,457.00	143,149.00	88,301.00
Uncleared Cheque		-	-	-	1,954,115.69
Others		69,520.00	-	69,520.00	-
Total		1,958,255.00	1,015,596.00	2,973,851.00	2,920,674.69

For S.M. VARMA & Co.
Chartered Accountants

CHINTAN ENVIRONMENTAL RESEARCH & ACTION GROUP

SUDHIR
FCA; CIA(USA)
M.No- 081489

RITU PRASAD
TREASURER

ARJUN BHAGAT
PRESIDENT

Date : 07-09-2016
Place : New Delhi

CHINTAN ENVIRONMENTAL RESEARCH & ACTION GROUP
238, SIDHARTHA ENCLAVE, NEW DELHI - 110 014

Income & Expenditure Account for the year ended 31st March 2016

LOCAL FUNDS

PARTICULARS	Total as on 31.03.16	LOCAL FUNDS								
		1 GENERAL FUND	2 ARMAN	3 GOOGLE	4 KISAN HAAT	5 Hindustan Tin Works	6 UNDP (CEE)	7 Swai Madhopur	8 Varanasi	9 CII
REVENUE										
Unutilised Fund B/F	13,537,864.00	183,548.00		13,228,028.00			126,288.00			
Grants	4,417,359.00	123,200.00	1,326,000.00		259,242.00	417,105.00	765,200.00		1,481,612.00	45,000.00
Donation	667,502.34	667,502.34								
D2D / Housekeeping Collection	1,079,237.00	1,079,237.00								
Interst Received on FDR	1,347,086.78	946,719.70		400,367.08						
Saving Bank Interest	98,099.01	98,099.01								
Misc. Income	461,514.00	461,514.00								
Total(A)	21,608,662.13	3,559,870.05	1,326,000.00	13,628,395.08	259,242.00	417,105.00	891,488.00	-	1,481,612.00	45,000.00
EXPENDITURE										
Accommodation	213,870.00	75,000.00				300.00		10,300.00	128,270.00	
AMC	27,996.00	8,989.00		19,007.00						
Dustbins	100,000.00						100,000.00			
Camp Expenses	78,325.00	60,400.00	13,875.00			4,050.00				
Electricity & Water Charges	43,289.00	7,864.00	6,811.00	17,429.00		335.00	6,000.00	4,850.00		
ESI Empllyer Contribution	195,691.00	181,385.00	14,306.00							
Food & Refreshment	270,290.00	10,899.00	44,718.00	10,053.00		7,602.00	3,607.00	47,084.00	145,990.00	337.00
Fuel Charges	7,866.00	5,323.00	300.00				2,243.00			
Honorarium	1,735,163.00	779,574.00	249,400.00	93,156.00		50,300.00	3,850.00	443,583.00	114,700.00	600.00
Insurance Expense	148,096.00	148,096.00								
Labour Charges	4,409.00	4,409.00								
Meeting expenses	2,195.00	2,195.00								
Office Supplies	98,126.00		29,619.00	43,329.00		18,556.00	6,622.00			
PF Employer Contribution	410,854.00	410,854.00								
Printing & Stationery	145,011.00	12,526.00	43,371.00	26,460.00		12,105.00	4,236.00	720.00	34,577.00	11,016.00
Professional fee	1,257,668.00	350,000.00	142,547.00	66,091.00			48,763.00		639,067.00	11,200.00
Postage & Courier	2,772.00			2,772.00						
Publication & Printing	26,919.00					19,320.00	2,873.00			4,726.00
Rent	758,832.00	325,547.00	267,200.00			107,700.00	26,585.00	31,800.00		
Repair & Maintenance	136,928.00	34,884.00	31,788.00	35,212.00		18,529.00	8,255.00	1,710.00	6,550.00	
Salary & Wages	4,936,356.00	2,125,434.00	373,404.00	1,187,417.00	197,132.00	113,463.00	512,178.00		427,328.00	
Telephone & Internet Expenses	213,236.13	87,033.00	3,510.00	54,960.00		2,010.00	41,106.00	1,135.00	23,482.13	
Tour & Travels	1,044,451.00	384,527.00	147,232.00	60,065.00		65,828.00	99,345.00	54,317.00	232,737.00	400.00
Uniform Expenses	64,782.00	-	64,782.00							
Bank Charges	1,171.00	1,171.00								
Intrest on TDS	1,611.00	1,611.00								
Legal Expenses	1,180.00	1,180.00								

Arjun

Prateek



Misc. Expenses	223,379.00	177,059.00	16,848.00	9,007.00		1,550.00	100.00		18,815.00	
Depreciation	274,610.00	274,610.00								
Total(B)	12,425,076.13	5,470,570.00	1,449,711.00	1,624,958.00	197,132.00	421,648.00	865,763.00	595,499.00	1,771,516.13	28,279.00
Net Surplus	9,183,586.00	(1,910,749.95)	(123,711.00)	12,003,437.08	62,110.00	(4,543.00)	25,725.00	(595,499.00)	(289,904.13)	16,721.00
Corpus Fund	-	-	-	-	-	-	-	-	-	-
Trf to General Fund	(1,910,749.95)	(1,910,749.95)	-	-	-	-	-	-	-	-
Unutilised Fund	11,094,335.95	-	(123,711.00)	12,003,437.08	62,110.00	(4,543.00)	25,725.00	(595,499.00)	(289,904.13)	16,721.00

For S.M. VARMA & Co.
Chartered Accountants



SUDHIR VARMA
FCA; CLAU (INDIA)
M.No- 081489

Date : 07-09-2016
Place : New Delhi

CHINTAN ENVIRONMENTAL RESEARCH & ACTION GROUP

RITU PRASAD
TREASURER

ARJUN BHAGAT
PRESIDENT

CHINTAN ENVIRONMENTAL RESEARCH & ACTION GROUP
238, SIDHARTHA ENCLAVE, NEW DELHI - 110 014

Income & Expenditure Account for the year ended 31st March 2016

1	2	3	4	5	6	7	8	10	11	12	13	14	15	16	17	18		
PARICULARS	TOTAL AS AT 31.03.16	GENERAL FUND	ASTM	Dayan	Empower	GFC Sus.	GIZ	Conic	NWZ	Cowi	Embassy of France	Embassy of German	Mitsui	Deutsche Bank Award	GBV (US State)	World Bank	Oracle (CAF)	CGF
REVENUE																		
Unutilised Fund B/F	18,372,676.28		656,663.32	59,482.00		285,410.00	410,461.00	891,715.00	332,648.00		359,710.28			2,845,042.40	10,401,472.28	2,130,072.00		
Grants Received	12,949,805.73		2,411,520.74		1,835,776.19			2,850,000.00									2,481,872.00	447,555.80
Donation	295,384.53	8,670.63								286,713.90		659,149.00	2,263,932.00					
Interest on Saving Account	259,924.19	259,924.19																
Interest on FD	985,311.37	985,311.37																
Misc. Income	743,898.00	743,898.00																
Total (A)	33,607,000.10	1,997,804.19	3,068,184.06	59,482.00	1,835,776.19	285,410.00	410,461.00	3,741,715.00	332,648.00	286,713.90	359,710.28	659,149.00	2,263,932.00	2,845,042.40	10,401,472.28	2,130,072.00	2,481,872.00	447,555.80
EXPENDITURE																		
AMC	76,444.00															76,444.00		
Class Room Materials	-																	
Conveyance Expenses	-																	
Construction Work	2,389,168.00											455,000.00		1,934,168.00				
Accommodation	51,463.00	16,028.00											24,046.00			11,209.00		
Dishbin	-																	
Electricity & Water Charges	189,289.00	1,500.00	42,296.00		2,200.00			48,209.00			273.00			18,880.00	2,879.00	71,157.00	1,895.00	
Food & Refreshment	245,604.00	2,635.00	38,051.00		28,538.00			32,684.00			1,215.00		16,791.00		35,554.00	54,893.00	32,468.00	2,775.00
Fuel Charges	-																	
Honorarium	2,607,912.00	800.00	207,629.00		201,073.00	25,000.00		647,402.00			215,000.00		70,000.00		713,429.00	28,200.00	499,379.00	
Interest on TDS	11,193.00	11,193.00																
Kitchen Expense	8,720.00		2,374.00					6,346.00										100.00
Legal Expense	2,900.00				2,400.00			400.00										
Medical Expenses	-																	
Meeting/Training Exp.	65,051.00		13,675.00					2,510.00			9,940.00				3,477.00	21,979.00	13,470.00	
Misc. Expenses	129,082.00	12,499.00	22,067.00		1,595.00			20,241.00						45,000.00	2,850.00	9,300.00	15,550.00	
MRF Construction	-																	
Office Supplies	63,616.00		5,244.00					1,237.00									57,115.00	
Postage & Courier	30,333.00		25,464.00					4,469.00									120.00	160.00
Printing & Stationery	625,236.00		22,809.00		53,823.00			52,401.00			98.00		59,822.00		222,350.00	114,611.00	99,322.00	
Professional fee	3,445,038.00	572,125.00	133,416.00		130,500.00			382,903.00		351,618.00			416,982.00	255,500.00	591,912.00	402,082.00	180,000.00	28,000.00
Publication & Printing	-																	
Rent	1,383,153.00		18,000.00		91,917.00		72,779.00	242,080.00			13,900.00		158,117.00	176,000.00	754,870.00	18,370.00	387,120.00	
Repair & Maintenance	242,227.00		30,843.00		3,307.00	750.00		96,292.00			3,130.00		4,775.00	7,875.00	19,380.00	66,290.00	9,585.00	
Salary & Wages	7,400,685.00		1,168,531.00		399,250.00	259,660.00	91,225.00	879,648.00			85,468.00		1,444,568.00		1,358,035.00	716,217.00	998,083.00	
Survey Expenses	-																	
Telephone & Internet Exp.	478,279.00		43,106.00		7,810.00		246,457.00	97,257.00			31,000.00		47,014.00		33,385.00	3,250.00		
Tour & Travelling	1,844,619.00	19,655.00	273,912.00		50,018.00			519,843.00	16,000.00				237,404.00		381,006.00	63,201.00	244,950.00	7,600.00
Insurance Expenses	24,573.00														978.00			
Uniform Expenses	218,400.00											218,400.00						
Website Expenses	-																	
Bank Charges	8,236.00	6,780.00	775.00		228.00					433.00								
Depreciation	1,041,661.00	1,041,661.00																
Total (B)	22,582,892.00	1,694,876.00	2,836,212.00	18,000.00	972,659.00	285,410.00	410,461.00	3,633,922.00	16,000.00	352,071.00	360,024.00	673,400.00	3,179,639.00	2,387,433.00	3,620,135.00	1,738,213.00	2,482,062.00	38,375.00
Net Surplus (A-B)	11,024,108.10	312,928.19	1,637,972.06	41,482.00	863,117.19			707,793.00	316,648.00		(313.72)	(14,251.00)	(215,707.00)	457,619.40	6,781,337.28	391,859.00	(190.00)	409,180.80
Tfd to General Fund	247,571.09	312,928.19	-	-	-	-	-	-	-	(65,357.10)	-	-	-	-	-	-	-	-
Corpus Fund	-	-	-	-	-	-	-	-	-	-	-	-	-	-	-	-	-	-
Purchase of Fixed Assets	-	-	-	-	-	-	-	-	-	-	-	-	-	-	-	-	-	-
Unutilized Fund	10,776,547.01	-	1,037,972.06	41,482.00	863,117.19	-	-	707,793.00	316,648.00	-	(313.72)	(14,251.00)	(215,707.00)	457,619.40	6,781,337.28	391,859.00	(190.00)	409,180.80

For Sd/-
Chartered Accountants
SUNIL K. ARMA & CO. (P) LTD.
New Delhi
M.No. 001598N
REGISTERED ACCOUNTANTS

CHINTAN ENVIRONMENTAL RESEARCH & ACTION GROUP

RITU PRASAD
TREASURER
ARJUN BHAGAT
PRESIDENT

Date : 07-09-2016
Place : New Delhi

CHINTAN ENVIRONMENTAL RESEARCH & ACTION GROUP
238, SIDHARTHA ENCLAVE, NEW DELHI - 110 014

Consolidated Income & Expenditure as at 31st March 2016

PARTICULARS	Foreign Grant	Local Grant	TOTAL AS AT 31.03.2016	TOTAL AS AT 31.03.2015
REVENUE				
Unutilised fund B/F	18,372,676.28	13,537,864.00	31,910,540.28	35,061,873.02
Grants	12,949,805.73	4,417,359.00	17,367,164.73	31,174,653.34
Donation	295,384.53	667,502.34	962,886.87	2,499,487.00
Interest on FDR	985,311.37	1,347,086.78	2,332,398.15	1,744,975.03
Interest on Saving Account	259,924.19	98,099.01	358,023.20	1,153,325.38
Environmental services	-	-	-	258,834.00
Scrap Disposable Receipt	-	-	-	558,500.00
D2D/ Housekeeping Collection	-	1,079,237.00	1,079,237.00	646,844.00
Misc. Income	743,898.00	461,514.00	1,205,412.00	89,205.91
Total(A)	33,607,000.10	21,608,662.13	55,215,662.23	73,187,697.68
EXPENDITURE				
Advertisement	-	-	-	-
AMC	76,444.00	27,996.00	104,440.00	16,854.00
Accomodation	51,463.00	213,870.00	265,333.00	-
Construction Work	2,389,168.00	-	2,389,168.00	1,440,796.00
Class Room Material	-	-	-	195,313.00
Conveyance	-	-	-	2,658,246.00
Camp Expenses	-	78,325.00	78,325.00	-
Dustbin	-	100,000.00	100,000.00	225,261.00
Electricity & Water Charges	189,289.00	43,289.00	232,578.00	161,582.00
ESI Empllyer Contribution	-	195,691.00	195,691.00	140,863.00
Food & Refreshment	245,604.00	270,290.00	515,894.00	58,081.00
Fuel Charges	-	7,866.00	7,866.00	288,352.00
Honorarium	2,607,912.00	1,735,163.00	4,343,075.00	2,953,606.00
Insurance Expense	24,573.00	148,096.00	172,669.00	210,407.00
Kitchen Expenses	8,720.00	-	8,720.00	62,054.00
Labour Charges	-	4,409.00	4,409.00	16,475.00
Medical Expenses	-	-	-	31,905.00
Meeting expenses	65,051.00	2,195.00	67,246.00	571,389.00
Office Supplies	63,616.00	98,126.00	161,742.00	46,625.00
PF Employer Contribution	-	410,854.00	410,854.00	248,713.00
Postage & Courier	30,333.00	2,772.00	33,105.00	8,360.00
Printing & Stationery	625,236.00	145,011.00	770,247.00	791,336.00
Professional fee	3,445,038.00	1,257,668.00	4,702,706.00	9,366,899.00
Publication & Printing	-	26,919.00	26,919.00	372,683.00
Rent	1,383,153.00	758,832.00	2,141,985.00	1,194,053.00
Repair & Maintenance	242,227.00	136,928.00	379,155.00	1,463,134.00
Salary & Wages	7,400,685.00	4,936,356.00	12,337,041.00	4,504,003.00
Staff Walfare	-	-	-	-




[Handwritten signature]
Rita Prasad

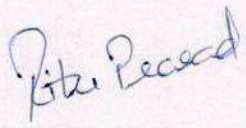
Continue-2


Survey Expenses	-	-	-	7,774,659.00
Telephone & Internet Expenses	478,279.00	213,236.13	691,515.13	99,414.00
Tour & Travels	1,844,619.00	1,044,451.00	2,889,070.00	683,633.00
Uniform Expenses	218,400.00	64,782.00	283,182.00	11,235.00
Website Expenses	-	-	-	33,708.00
Bank Charges	8,236.00	1,171.00	9,407.00	20,539.13
Interest on TDS	11,193.00	1,611.00	12,804.00	6,611.00
Legal Expenses	2,900.00	1,180.00	4,080.00	52,965.60
Misc. Expenses	129,082.00	223,379.00	352,461.00	312,933.00
Depreciation	1,041,661.00	274,610.00	1,316,271.00	1,584,638.00
Total (B)	22,582,882.00	12,425,076.13	35,007,958.13	37,607,325.73
Net Surplus (A-B)	11,024,118.10	9,183,586.00	20,207,704.10	35,580,371.95
Unutilised Fund	10,776,547.01	11,094,335.95	21,870,882.96	31,556,150.90
General Fund/other Fund	247,571.09	(1,910,749.95)	(1,663,178.86)	4,024,221.05
Total	11,024,118.10	9,183,586.00	20,207,704.10	35,580,371.95

For S.M. VARMA & Co.
Chartered Accountants

CHINTAN ENVIRONMENTAL RESEARCH & ACTION GROUP


SUNIL VARMA
FCA; CIA(USA)
M.No- 081489


RITU PRASAD
TREASURER


ARJUN BHAGAT
PRESIDENT

Date : 07-09-2016
Place : New Delhi

CHINTAN ENVIRONMENTAL RESEARCH & ACTION GROUP
238, SIDHARTHA ENCLAVE NEW DELHI - 110 014

Receipt & Payment Account for the year ended 31st. March 2016

CONSOLIDATED

PARTICULARS	FOREIGN FUND	LOCAL FUND	TOTAL AS AT 31.03.16
Opening Balance			
Cash	13,433.00	6,231.00	19,664.00
Bank	20,051,003.98	2,719,423.31	22,770,427.29
Fixed deposit	4,317,798.73	23,263,327.45	27,581,126.18
Receipt			
Grants	12,382,335.44	4,417,359.00	16,799,694.44
Donation	295,384.53	667,502.34	962,886.87
Interest on FDR	985,311.37	1,347,086.78	2,332,398.15
Interest on Saving Account	259,924.19	98,099.01	358,023.20
Miscellaneous	743,898.00	461,514.00	1,205,412.00
D2D/ Housekeeping Collection	-	1,079,237.00	1,079,237.00
Unutilised Fund Received	328,748.20	156,408.00	485,156.20
Corpus Receipt	-	786,501.00	786,501.00
Total(A)	39,377,837.44	35,002,688.89	74,380,526.33
Adjustment			
Opening Assets			
Receivable	33,415.00	1,479,948.00	1,513,363.00
Security Deposit	73,000.00	291,550.00	364,550.00
TDS Receivable	428,333.49	489,535.52	917,869.01
Closing Liabilities			
Expenses Payable	1,958,255.00	1,015,596.00	2,973,851.00
Total (B)	2,493,003.49	3,276,629.52	5,769,633.01
Total Fund (A+B) (C)	41,870,840.93	38,279,318.41	80,150,159.34
EXPENDITURE			
AMC	76,444.00	27,996.00	104,440.00
Construction Work	2,389,168.00		2,389,168.00
Camp Expenses		78,325.00	78,325.00
Accommodation	51,463.00	213,870.00	265,333.00
Dustbin	-	100,000.00	100,000.00
Electricity & Water Charges	189,289.00	43,289.00	232,578.00
ESI Empllycr Contribution	-	195,691.00	195,691.00
Food & Refreshment	245,604.00	270,290.00	515,894.00
Fuel Charges	-	7,866.00	7,866.00
Honorarium	2,607,912.00	1,735,163.00	4,343,075.00
Insurance Expense	24,573.00	148,096.00	172,669.00
Kitchen Expenses	8,720.00	-	8,720.00
Labour Charges	-	4,409.00	4,409.00
Meeting expenses	65,051.00	2,195.00	67,246.00
Office Supplies	63,616.00	98,126.00	161,742.00
PF Employer Contribution	-	410,854.00	410,854.00
Postage & Courier	30,333.00	2,772.00	33,105.00
Printing & Stationery	625,236.00	145,011.00	770,247.00
Professional fee	3,445,038.00	1,257,668.00	4,702,706.00
Publication & Printing	-	26,919.00	26,919.00
Rent	1,383,153.00	758,832.00	2,141,985.00
Repair & Maintenance	242,227.00	136,928.00	379,155.00
Salary & Wages	7,400,685.00	4,936,356.00	12,337,041.00
Telephone & Internet Expenses	478,279.00	213,236.13	691,515.13
Tour & Travels	1,844,619.00	1,044,451.00	2,889,070.00
Uniform Expenses	218,400.00	64,782.00	283,182.00
Bank Charges	8,236.00	1,171.00	9,407.00
Intrest on TDS	11,193.00	1,611.00	12,804.00
Legal Expenses	2,900.00	1,180.00	4,080.00
Misc. Expenses	129,082.00	223,379.00	352,461.00
Addition on Fixed Assets	99,425.00	114,300.00	213,725.00
Total (D)	21,640,646.00	12,264,766.13	33,905,412.13
Adjustments			
Opening Liabilities - Expenses pyable	2,503,667.00	417,007.69	2,920,674.69
Closing Assets			
Receivable	1,289,703.00	2,073,743.87	3,363,446.87
Security Deposit	73,000.00	348,305.00	421,305.00



Ritu Prasad

TDS Receivable	490,630.83	659,133.94	1,149,764.77
Total (E)	4,357,000.83	3,441,435.50	7,798,436.33
Total (D+E) {F}	25,997,646.83	15,706,201.63	41,703,848.46
Balance (C-F) {G}	15,873,194.10	22,573,116.78	38,446,310.88
Cash in Hand	525,144.00	176,726.00	701,870.00
Syndicate Bank-90552010104270	240,422.51	-	240,422.51
Syndicate Bank-90552010090384	-	7,706,894.85	7,706,894.85
Syndicate Bank-90552010146130	-	395,688.04	395,688.04
ICICI Bank-002901051515	-	21,084.92	21,084.92
Fixed deposited	14,641,216.48	14,261,960.19	28,903,176.67
Interest Accured on FDR	466,411.11	10,762.78	477,173.89
Total (G)	15,873,194.10	22,573,116.78	38,446,310.88

For S. M. VARMA & Co.
Chartered Accountants



SUDHIR VARMA
FCA; CIA(USA)
M.No- 081489

CHINTAN ENVIRONMENTAL RESEARCH & ACTION GROUP

Ritu Prasad

RITU PRASAD
TREASURER

Arjun Bhagat

ARJUN BHAGAT
PRESIDENT

Date : 07-09-2016
Place : New Delhi

CHINTAN ENVIRONMENTAL RESEARCH & ACTION GROUP
238, SIDHARTHA ENCLAVE NEW DELHI - 110 014

Detail of Fixed Assets as at 31 March 2016

SCHEDULE-3

PARTICULARS	GROSS BLOCK		ADDITIONS		SALE	AS AT 31-03-2016	DEPRECIATION			NET BLOCK		
	OPENING AS AT 01-04-2015		UPTO 30.9.2015	AFTER 1.10.2015			RATE %	ACCUMULATED DEPRECIATION AS AT 31-03-2015	During the year	DEPRECIATIO N AS AT 31.03.2016	W.D.V. AS AT 31-03-2016	W.D.V. AS AT 31-03-2015
LOCAL GRANTS:												
Block @ 10%												
Furniture & Fixture	223,007.00	-	-	-	-	223,007.00	10%	111,265.00	11,174.00	122,439.00	100,568.00	111,742.00
Block @ 15%												
Plant & Machinery	331,425.00					331,425.00	15%	235,046.00	14,457.00	249,503.00	81,922.00	96,379.00
Office Equipments	100,560.00					100,560.00	15%	43,470.00	8,564.00	52,034.00	48,526.00	57,090.00
Recorder (Sony)	5,988.96					5,988.96	15%	4,069.96	288.00	4,357.96	1,631.00	1,919.00
Air Condition	85,733.00					85,733.00	15%	49,541.00	5,429.00	54,970.00	30,763.00	36,192.00
Composting Machine	94,570.00					94,570.00	15%	39,907.00	8,199.00	48,106.00	46,464.00	54,663.00
Digital Camera	23,501.00					23,501.00	15%	10,333.00	1,975.00	12,308.00	11,193.00	13,168.00
Fire Protector	8,200.00					8,200.00	15%	5,572.00	394.00	5,966.00	2,234.00	2,628.00
Fan	7,485.00					7,485.00	15%	3,459.00	604.00	4,063.00	3,422.00	4,026.00
Microwave	2,990.00					2,990.00	15%	1,293.00	255.00	1,548.00	1,442.00	1,697.00
TATA ACE	869,609.00					869,609.00	15%	335,560.00	80,107.00	415,667.00	453,942.00	534,049.00
CCTV	-			21,500.00		21,500.00	15%	-	1,613.00	1,613.00	19,887.00	-
Cooler	174,540.00					174,540.00	15%	44,120.00	19,563.00	63,683.00	110,857.00	130,420.00
Paper Shredder	72,000.00					72,000.00	15%	27,783.00	6,633.00	34,416.00	37,584.00	44,217.00
Block @ 60%												
Computer & Acc.	490,870.00					490,870.00	60%	484,212.00	3,995.00	488,207.00	2,663.00	6,658.00
Computer (Laptop)	578,400.00					578,400.00	60%	441,698.00	82,021.00	523,719.00	54,681.00	136,702.00
Laptops	-			92,800.00		92,800.00	60%	-	27,840.00	27,840.00	64,960.00	-
Mini Laptop	80,000.00					80,000.00	60%	77,952.00	1,229.00	79,181.00	819.00	2,048.00
Priner	7,600.00					7,600.00	60%	7,150.00	270.00	7,420.00	180.00	450.00
Nominal Value												
Computer (Laptop)	2.00					2.00		-	-	-	2.00	2.00
Projector (Sharp)	1.00					1.00		-	-	-	1.00	1.00
Vedio Camera (Sony)	1.00					1.00		-	-	-	1.00	1.00
Flip Camara	2.00					2.00		-	-	-	2.00	2.00
Computer & Acc.	9.00					9.00		-	-	-	9.00	9.00
TOTAL (A)	3,156,493.96			114,300.00		3,270,793.96		1,922,430.96	274,610.00	2,197,040.95	1,073,753.00	1,234,063.00
FOREIGN GRANT												
Block @ 10%												
Furniture & Fixture												
File Cabinet	36,200.00					36,200.00	10%	8,344.00	2,786.00	11,130.00	25,070.00	27,856.00
Furniture for Pijanji office	88,087.00			40,800.00		128,887.00	10%	20,304.00	8,818.00	29,122.00	99,765.00	67,783.00
Locker	5,263.00					5,263.00	10%	1,213.00	405.00	1,618.00	3,645.00	4,050.00
Block @ 15%												
Bailer	630,240.00					630,240.00	15%	94,536.00	80,336.00	174,892.00	455,348.00	535,704.00



Dr. P. K. Prasad

Neck Cutting Machine	56,700.00			56,700.00	15%	8,505.00	7,229.00	15,734.00	40,966.00	48,195.00	
Neighborhood MRF Structure	801,170.00			801,170.00	15%	120,176.00	102,149.00	222,325.00	578,845.00	680,994.00	
PET Bottle Dryer	96,750.00			96,750.00	15%	14,513.00	12,336.00	26,849.00	69,901.00	82,237.00	
PET Bottle Washing Machine	279,669.00			279,669.00	15%	41,950.00	35,658.00	77,608.00	202,061.00	237,719.00	
Heater	10,500.00			10,500.00	15%	3,483.00	1,053.00	4,536.00	5,964.00	7,017.00	
Microwave	4,499.00			4,499.00	15%	1,492.00	451.00	1,943.00	2,556.00	3,007.00	
Composting Machine	922,713.00			922,713.00	15%	197,230.00	108,822.00	306,052.00	616,661.00	725,483.00	
Digital Camera	5,500.00			5,500.00	15%	1,176.00	649.00	1,825.00	3,675.00	4,324.00	
Fan	5,000.00			5,000.00	15%	1,069.00	590.00	1,659.00	3,341.00	3,931.00	
Weighing Machine	93,893.00			93,893.00	15%	16,208.00	11,653.00	27,861.00	66,032.00	77,685.00	
Material recovery Machine	3,924,598.00			3,924,598.00	15%	838,882.85	462,857.00	1,301,739.85	2,622,858.15	3,085,715.15	
CCTV	-	-	30,000.00	30,000.00	15%	-	2,250.00	2,250.00	27,750.00	-	
Vehicle											
Mahindra Bolero	1,040,000.00	-		1,040,000.00	15%	344,955.00	104,257.00	449,212.00	590,788.00	695,045.00	
Block @ 60%											
Computer	52,800.00			52,800.00	60%	46,886.00	3,548.00	50,434.00	2,366.00	5,914.00	
Laptop	305,488.00			305,488.00	60%	158,081.00	88,444.00	246,525.00	58,963.00	147,407.00	
Printer	29,850.00			29,850.00	60%	23,609.00	3,745.00	27,354.00	2,496.00	6,241.00	
Tally Software	17,000.00			17,000.00	60%	17,240.00	2,856.00	15,096.00	1,904.00	4,760.00	
UPS	7,800.00			7,800.00	60%	6,552.00	749.00	7,301.00	499.00	1,248.00	
Intangible Assets											
Trademark	-	-	28,625.00	28,625.00		-	-	-	28,625.00	-	
TOTAL (B)	8,413,720.00	-	99,425.00	-	8,513,145.00	-	1,961,404.85	1,041,661.00	3,003,065.85	5,510,079.15	6,452,315.15
SUBTOTAL (A+B)	11,570,213.96	-	213,725.00	-	11,783,938.96	-	3,883,835.81	1,316,271.00	5,200,106.80	6,583,832.15	7,686,378.15

For S.M. VARMA & Co.
Chartered Accountants



SUDHIR
FCA, CIA(USA)
M.No- 081489

Date : 07-09-2016
Place : New Delhi

CHINTAN ENVIRONMENTAL RESEARCH & ACTION GROUP

RITU PRASAD
TREASURER

ARJUN BHAGAT
PRESIDENT