

Chintan Environmental Research & Action Group
Balance Sheet as at March 31, 2018

Amount in Rs.

Particulars	Sch	As at Mar 31, 2018	As at Mar 31, 2017
Source of Funds			
Corpus Fund	1	25,338,618	25,338,618
General Fund	2	1,224,636	(17,455)
Designated Fund	3	13,239,899	9,732,694
Total		39,803,153	35,053,857
Application of Funds			
Fixed Assets			
Gross Block	4	12,752,928	12,275,854
Less : Accumulated Depreciation		7,434,130	6,454,016
		5,318,798	5,821,838
Investments	5	4,557,135	4,280,879
Current assets			
Amount Receivables	6	3,449,445	4,271,672
Cash and Bank Balances	7	28,123,171	26,163,692
		31,572,615	30,435,364
Less : Current Liabilities :			
Amount Payable	8	1,645,393	5,484,225
Net Current Assets		29,927,222	24,951,139
Total		39,803,153	35,053,857

Schedules 1 to 14 form an integral part of the Accounts

As referred to in our report of even date attached

For T R CHADHA & CO LLP

Chartered Accountants

FRN 06711N/N500028



Hitesh Garg
(Partner)


M. No. 592955



For Chintan Environmental Research & Action Group



Arjun Bhagat
(PRESIDENT)



Ritu Prasad
(TREASURER)

Place of Signature : New Delhi

Dated : 28.09.2018

Chintan Environmental Research & Action Group
RECEIPTS AND PAYMENTS ACCOUNT FOR THE YEAR ENDED 31ST MARCH 2018

Particulars	For the year ended March 31, 2018	For the year ended March 31, 2017
OPENING BALANCE :		
Cash In Hand	79,911	701,870
Bank Balance	24,789,544	8,364,090
Investments	4,280,879	29,380,351
Imprest		
	29,150,335	38,446,311
Receipts During The Year :		
Foreign Contributions	20,975,227	12,872,887
Local Contributions	18,311,737	16,783,102
Interest Income on FDR	304,495	849,913
Interest Income on Saving Bank	1,590,851	1,393,905
Interest Income on Income tax refund	16,352	42,374
Rental Income	4,457,858	3,254,197
Rental Income	2,213,984	1,361,130
Other Receipts	102,625	1,185,140
	47,973,128	37,742,647
Total	77,123,463	76,188,958
Payments During The Year :		
Programme Expenses	25,696,408	41,384,997
Administrative Expenses	16,547,310	7,258,694
Addition To Fixed Assets	477,074	491,915
Refund to Donors	-	-
Account Receivable / Payable (Net)	2,775,104	(2,096,985)
	45,495,896	47,038,621
Closing Balance :		
Cash In Hand	158,977	79,911
Bank Balance	26,911,457	24,789,544
Investments	4,557,135	4,280,879
	31,627,569	29,150,335
Total	77,123,465	76,188,956

As referred to in our report of even date attached

For T R CHADHA & CO LLP
Chartered Accountants
FRN: 067111/N500028

Hitesh Garg
(Partner)

M. No. 592955

Place of Signature: New Delhi

Date: 28.09.2018



For Chintan Environmental Research & Action Group

Arjun Bhagat
(PRESIDENT)

Ritu Prasad
(TREASURER)



Chintan Environmental Research & Action Group
Income and Expenditure Account for the year ended as on March 31, 2018


Amount in Rs.


Particulars	Schedule	For the year ended March 31, 2018	For the year ended March 31, 2017
INCOME			
Allocation from Foreign Contributors	9	14,485,157	24,048,561
Allocation from Local Contributors	9	11,211,251	17,336,436
Interest Income	10	1,911,698	2,286,192
Other Income	11	6,774,467	5,800,467
TOTAL		34,382,572	49,471,656
EXPENDITURE			
Programme Expenditure:			
Relief of Poor Programmes	12	25,696,408	41,384,997
Administrative Expenditure	13	17,527,424	8,512,603
TOTAL		43,223,832	49,897,600
Surplus/(Deficit) for the Period transferred to General Fund		(8,841,260)	(425,945)

Schedules 1 to 14 form an integral part of the accounts

As referred to in our report of even date attached

For T R CHADHA & CO LLP
 Chartered Accountants
 FRN: 06711N/N500028


 Hitesh Garg
 (Partner)
 M. No. 592955



For Chintan Environmental Research & Action Group


 Arjun Bhagat
 (PRESIDENT)




 Ritu Prasad
 (TREASURER)



Place of Signature : New Delhi

Dated : 28-09-2018

Chintan Environmental Research & Action Group
Schedules forming part of the Financials for the year ended March 31, 2018

Sch 1: Corpus Fund	Particulars	Amount in Rs.	
		As at March 31, 2018	As at March 31, 2017
	Opening Balance	25,338,618	25,338,618
	Grand Total	25,338,618	25,338,618

Sch 2: General Fund	Particulars	Amount in Rs.	
		As at March 31, 2018	As at March 31, 2017
	Opening Balance	(17,455)	625,762
	<u>Addition during the Year</u>		
	Transfer from Designated fund	10,968,753	-
	Accrued interest written off	-	(217,272)
	Transfer from Income & Expenditure A/c i.e. (Deficit)/ Surplus	(8,841,260)	(425,945)
		2,110,039	(17,455)
	<u>Transfers during the year</u>		
	Less: Transfer to Designated Fund	885,403	-
	Grand Total	1,224,636	(17,455)

Sch 3: Designated Fund	Particulars	Amount in Rs.	
		As at March 31, 2018	As at March 31, 2017
	Opening Balance	9,732,694	21,870,883
	<u>Addition during the Year</u>		
	Receipts during the year	39,286,964	29,655,989
	Interest earned	-	-
	Transfer from General Fund	885,403	-
		49,905,060	51,526,871
	<u>Deduction during the year</u>		
	Transfer to Income & Expenditure A/c	25,696,408	41,384,997
	Refund to Parnters	-	409,181
	Transfer to General Reserve Fund	10,968,753	-
	Grand Total	13,239,899	9,732,694



Chintan Environmental Research & Action Group
Schedules forming part of the Financials for the year ended March 31, 2018
Sch -3: DESIGNATED FUNDS

Sr No.	Particulars	Balance as on April 1, 2017	Receipts During the Period	Adjustment During the Period	Total (Cr.)	Payments During the Period	Adjustment/ transferred during the year	Total (Dr.)	Balance as on March 31, 2018
	Programme Funds- Foreign Fund								
1	Action Solidarite Tiers Monde - ASTM	948,248	2,326,150	-	3,274,398	2,162,807	-	2,162,807	1,111,591
2	Dalyan Foundation	(827,448)	1,674,700	-	847,252	3,521,585	-	3,521,585	(2,674,333)
3	Empower	1,014,307	1,507,052	-	2,521,359	1,584,500	-	1,584,500	936,859
4	GBV	(4,773,302)	6,157,351	-	1,384,049	59,000	-	59,000	1,325,049
5	Charities Aid Foundation - Oracle	(137)	2,728,172	-	2,728,035	2,728,140	-	2,728,140	(105)
6	Fil Foundation	1,446,691	-	-	1,446,691	962,435	-	962,435	484,256
7	WEIGO	(3,836)	400,000	-	396,165	407,201	-	407,201	(11,037)
8	Association for India's Development - AID	-	507,893	-	507,893	512,749	-	512,749	(4,857)
9	LE Passage Travel Foundation - Arman	(134,792)	2,367,372	-	2,232,580	1,918,895	-	1,918,895	313,685
10	Ford Foundation	-	3,227,478	-	3,227,478	2,105,863	-	2,105,863	1,121,615
11	Swachha We for Change	-	90,000	-	90,000	57,340	-	57,340	32,660
12	Others Foreign Funded Projects	1,387,167	-	228,307	1,615,474	-	1,615,474	1,615,474	-
	Programme Funds- Local Fund								
13	LE Passage Travel Foundation - Arman	(134,792)	2,367,372	-	2,232,580	1,918,895	-	1,918,895	313,685
14	Hindustan Tin Works Limited	(12,170)	501,552	-	489,382	502,012	-	502,012	(12,630)
15	Info Edge (India) Limited	2,000,000	2,269,617	-	4,269,617	1,986,617	-	1,986,617	2,283,000
16	National Film Development Corporation - NFDC	458,489	10,378,040	-	10,836,529	5,116,423	-	5,116,423	5,720,106
17	Select Infrastructure Pvt. Ltd. - SIPL	-	1,514,600	-	1,514,600	993,729	-	993,729	520,871
18	Indian Institute of Technology Delhi - IIT - Delhi	-	-	-	-	2,000	-	2,000	(2,000)
19	National Safai Karamcharis Finance and Development Corporation - NSKFDC	-	179,150	-	179,150	-	-	-	179,150
20	Sud-Chemie	-	1,000,000	-	1,000,000	706,183	-	706,183	293,817
21	Uttarakhand Forest Resource Management - UFRMP	-	-	-	-	34,516	-	34,516	(34,516)
22	World Health Organization	-	590,977	-	590,977	104,413	-	104,413	486,564
23	UNDP	(238,401)	238,401	-	-	-	-	-	-
24	Others Local Fund Project	8,467,876	-	885,403	9,353,279	-	9,353,279	9,353,279	-
	TOTAL (A+B)	9,997,902	40,025,875	1,115,710	50,737,487	27,385,303	10,968,753	38,354,056	12,383,431



Chintan Environmental Research & Action Group
Schedules forming part of the Financials for the year ended March 31, 2018
Sch -3a: DESIGNATED FUNDS - Foreign Fund

	Particulars	Balance as on April 1, 2017	Receipts During the Period	Adjustment/ transferred during the year	Total (Cr.)	Payments During the Period	Adjustment/ transferred during the year	Total (Dr.)	Balance as on March 31, 2018
	Programme Funds								
1	Action Solidarite Tiers Monde - ASTM	948,248	2,326,150		3,274,398	2,162,807		2,162,807	1,111,591
2	Dalyan Foundation	(827,448)	1,674,700		847,252	3,521,585		3,521,585	(2,674,333)
3	Empower	1,014,307	1,507,052		2,521,359	1,581,500		1,581,500	939,859
4	GBV	(4,773,302)	6,157,351		1,384,049	59,000		59,000	1,325,049
5	Charities Aid Foundation - Oracle	(137)	2,728,172		2,728,035	2,728,140		2,728,140	(105)
6	Fil Foundation	1,446,691	-		1,446,691	962,435		962,435	484,256
7	WEIGO	(3,836)	400,000		396,165	407,201		407,201	(11,037)
8	Association for India's Development - AID	-	507,893		507,893	512,749		512,749	(4,857)
9	LE Passage Travel Foundation - Arman	-	727,972		727,972	153,537		153,537	574,435
10	Ford Foundation	-	3,227,478		3,227,478	2,103,863		2,103,863	1,123,615
11	Ford Foundation- II	-	1,628,460		1,628,460	230,000		230,000	1,398,460
12	Swachha We for Change	-	90,000		90,000	57,340		57,340	32,660
13	Others Foreign Funded Projects	1,387,167	-	228,307	1,615,474	-	1,615,474	1,615,474	-
	TOTAL	(808,308)	20,975,227	228,307	20,395,226	14,483,137	1,615,474	16,100,631	4,291,594



Chintan Environmental Research & Action Group
Schedules forming part of the Financials for the year ended March 31, 2018
Schedule - 3a DESIGNATED FUNDS- Local Fund


Sr. No.	Particulars	Balance as on April 1, 2017	Receipts During the Period	Refund During the Period	Total (Cr.)	Payments During the Period	Adjustment/ transferred during the year	Total (Dr.)	Balance as on March 31, 2018
	Programme Funds								
1	LE Passage Travel Foundation - Arman	(134,792)	1,639,400		1,504,608	1,765,358		1,765,358	(260,750)
2	Hindustan Tin Works Limited	(12,170)	501,552		489,382	563,012		502,012	(12,630)
3	Info Edge (India) Limited	2,000,000	2,269,617		4,269,617	1,985,617		1,985,617	2,283,000
4	National Film Development Corporation - NFDC	458,489	10,378,040		10,836,529	5,116,423		5,116,423	5,720,106
5	Select Infrastructure Pvt. Ltd. - SIPL	-	1,514,600		1,514,600	993,729		993,729	520,871
6	Indian Institute of Technology Delhi - IIT - Delhi	-	-		-	2,000		2,000	(2,000)
7	National Safai Karamcharis Finance and Development Corporation - NSKFDC	-	179,150		179,150	-		-	179,150
8	Sud-Chemie	-	1,000,000		1,000,000	705,183		706,183	293,817
9	Ultrahand Forest Resource Management - UFRMP	-	-		-	34,516		34,516	(34,516)
10	World Health Organization	-	590,977		590,977	104,413		104,413	486,564
11	UNDP	(238,401)	238,401		-	-		-	-
12	Others Local Fund Project	8,467,876	-	885,403	9,353,279	-	9,353,279	9,353,279	-
	TOTAL	10,541,002	18,311,737	885,403	29,738,142	11,211,251	9,353,279	20,564,530	9,173,612



Chintan Environmental Research & Action Group
Schedules forming part of the Financials for the year ended March 31, 2018

Sch 4: Fixed Assets

PARTICULARS	GROSS BLOCK				DEPRECIATION				NET BLOCK	
	Cost as on 01.04.2017	Additions during the year	Sale/ Transfer	Closing Balance as on 31.03.2018	As at 01.04.2017	For the period	Sale/ Transfer	As at 31.03.2018	W.D.V. as on 31.03.2018	W.D.V. as on 31.03.2017
Plant & Machinery	7,325,728	-	-	7,325,728	3,209,533	617,429	-	3,826,962	3,498,766	4,116,195
Furniture & Fixtures	663,740	20,000	-	683,740	297,005	48,753	-	345,758	337,982	366,735
Office Equipments	306,124	73,448	-	379,572	130,116	33,058	-	163,174	216,398	176,008
Airconditioners & Coolers	275,015	9,225	-	284,240	142,108	21,320	-	163,428	120,812	132,907
Computers	1,766,998	331,900	-	2,098,898	1,646,510	114,575	-	1,761,085	337,813	120,488
Vehicles	1,909,609	-	-	1,909,609	1,021,588	133,203	-	1,154,791	754,818	888,021
Intangibles	28,625	-	-	28,625	7,156	8,588	-	15,744	12,881	21,469
Nominal Value	15	42,501	-	42,516	-	3,188	-	3,188	39,328	15
	12,275,854	477,074	-	12,752,928	6,454,016	980,114	-	7,434,130	5,318,798	5,821,838
Capital Work in Progress										
GRAND TOTAL	12,275,854	477,074	-	12,752,928	6,454,016	980,114	-	7,434,130	5,318,798	5,821,838
Previous year as at 31/03/2017	11,783,939	491,915	-	12,275,854	5,200,107	1,253,909	-	6,454,016	5,821,838	6,583,832




Chintan Environmental Research & Action Group
Schedules forming part of the Financials for the year ended March 31, 2018

Sch 4. Fixed Assets- Foreign Fund

PARTICULARS	GROSS BLOCK				DEPRECIATION				NET BLOCK	
	Cost as on 01.04.2017	Additions during the year	Sale/Transfer	Closing Balance as on 31.03.2018	As at 01.04.2017	For the period	Sale/Transfer	As at 31.03.2018	W.D.V. as on 31.03.2018	W.D.V. as on 31.03.2017
Plant & Machinery	6,805,733	-	-	6,805,733	2,850,962	593,216	-	3,444,178	3,361,555	3,954,771
Furniture & Fixtures	357,575	-	-	357,575	160,351	29,802	-	190,153	167,422	197,224
Office Equipments	76,699	-	-	76,699	27,311	7,458	-	34,769	41,930	49,388
Airconditioners & Coolers	-	-	-	-	-	-	-	-	-	-
Computers	517,328	198,900	-	716,228	446,161	68,247	-	514,408	201,820	71,167
Vehicles	1,040,000	-	-	1,040,000	537,830	75,326	-	613,156	426,845	502,170
Intangibles	28,625	-	-	28,625	7,156	8,588	-	15,744	12,881	21,469
Nominal Value	-	-	-	-	-	-	-	-	-	-
	8,825,960	198,900	-	9,024,860	4,029,771	782,636	-	4,812,407	4,212,453	4,796,189
Capital Work in Progress	-	-	-	-	-	-	-	-	-	-
GRAND TOTAL	8,825,960	198,900	-	9,024,860	4,029,771	782,636	-	4,812,407	4,212,453	4,796,189
Previous year as at 31/03/2017	8,513,145	312,815	-	8,825,960	3,003,066	1,026,705	-	4,029,771	4,796,189	5,510,079

Sch 4. Fixed Assets- Local Fund

PARTICULARS	GROSS BLOCK				DEPRECIATION				NET BLOCK	
	Cost as on 01.04.2017	Additions during the year	Sale/Transfer	Closing Balance as on 31.03.2018	As at 01.04.2017	For the period	Sale/Transfer	As at 31.03.2018	W.D.V. as on 31.03.2018	W.D.V. as on 31.03.2017
Plant & Machinery	519,995	-	-	519,995	358,571	24,214	-	382,785	137,210	161,424
Furniture & Fixtures	306,165	20,000	-	326,165	136,654	18,951	-	155,605	170,560	169,511
Office Equipments	229,425	73,448	-	302,873	102,805	25,600	-	128,405	174,468	126,620
Airconditioners & Coolers	275,015	9,225	-	284,240	142,108	21,320	-	163,428	120,812	132,907
Computers	1,249,670	133,000	-	1,382,670	1,200,349	46,328	-	1,246,677	135,993	49,321
Vehicles	869,609	-	-	869,609	483,758	57,878	-	541,636	327,973	385,851
Intangibles	-	-	-	-	-	-	-	-	-	-
Nominal Value	15	42,501	-	42,516	-	3,188	-	3,188	39,328	15
	3,449,894	278,174	-	3,728,068	2,424,245	197,478	-	2,621,723	1,106,345	1,025,649
Capital Work in Progress	-	-	-	-	-	-	-	-	-	-
GRAND TOTAL	3,449,894	278,174	-	3,728,068	2,424,245	197,478	-	2,621,723	1,106,345	1,025,649
Previous year as at 31/03/2017	3,270,794	179,100	-	3,449,894	2,197,041	227,204	-	2,424,245	1,025,649	1,073,753



Chintan Environmental Research & Action Group

Schedules forming part of the Financials for the year ended March 31, 2018

Sch 5: Investments	Amount in Rs.	
	As at	As at
	March 31, 2018	March 31, 2017
Particulars		
Fixed Deposit with Syndicate Bank	2,044,360	1,902,303
Fixed Deposit with Yes Bank	2,512,774	2,378,576
Total	4,557,135	4,280,879

Sch 6: Amount Receivable	Amount in Rs.	
	As at	As at
	March 31, 2018	March 31, 2017
Particulars		
Security Deposit	750,550	430,550
Prepaid Expenses	-	184,603
Interest Accrued	78,917	81,545
TDS Recoverable	1,264,298	1,205,236
Receivable from Kisan Haat	49,331	44,908
Other Receivables	1,306,348	2,324,830
Total	3,449,445	4,271,672

Sch 7: Cash and Bank Balances	Amount in Rs.	
	As at	As at
	March 31, 2018	March 31, 2017
Particulars		
Cash in hand	158,977	79,911
Balance with Banks - Saving Account	26,911,457	24,789,544
Imprest	1,052,736	1,294,237
Total	28,123,171	26,163,692

* Note: Imprest account balances are subject to reconciliation and confirmation.

Sch 8: Amount Payable	Amount in Rs.	
	As at	As at
	March 31, 2018	March 31, 2017
Particulars		
Expenses Payable	184,635	732,263
Salary Payable	642,784	577,302
TDS Payable	183,181	499,021
GST Payable	162,490	-
Creditors	472,303	3,675,639
Total	1,645,393	5,484,225



Chintan Environmental Research & Action Group
Schedules forming part of the Financials for the year ended March 31, 2018

Sch 9: Allocation of Project Grant towards Programme Implementation	Particulars	Amount in Rs.	
		For the year ended March 31, 2018	For the year ended March 31, 2017
	Foreign Contributions allocated from Fund	14,485,157	24,048,561
	Local Contributions allocated from Fund	11,211,251	17,336,436
	Total	25,696,408	41,384,997

Sch 10: Interest Income	Particulars	Amount in Rs.	
		For the year ended March 31, 2018	For the year ended March 31, 2017
	Interest Income on FDR	304,495	849,913
	Interest Income on Saving Bank	1,590,851	1,393,905
	Interest Income on Income tax refund	16,352	42,374
	Total	1,911,698	2,286,192

Sch 11: Other Income	Particulars	Amount in Rs.	
		For the year ended March 31, 2018	For the year ended March 31, 2017
	Donation	4,457,858	3,254,197
	Door to door Collection	2,213,984	1,361,130
	Misc income	102,625	1,185,140
	Total	6,774,467	5,800,467

Sch 12: Project Expenses	Particulars	Amount in Rs.	
		For the year ended March 31, 2018	For the year ended March 31, 2017
	Project Expenses	25,696,408	41,384,997
	Total	25,696,408	41,384,997



Chintan Environmental Research & Action Group
Schedules forming part of the Financials for the year ended March 31, 2018

Sch 13: Administration Expenses	Particulars	Amount in Rs.	
		For the year ended March 31, 2018	For the year ended March 31, 2017
	Programme activity expenses	1,744,264	-
	Salary & Allowances	7,040,134	1,904,261
	Contribution to Provident and others funds	529,888	539,418
	Honorarium	747,673	1,176,178
	Consultant/ Professional Fees	2,327,003	605,250
	Staff Welfare Expenses	-	59,589
	Water and Electricity Charges	41,466	23,815
	Printing & Stationary	231,813	296,122
	Travelling & Conveyance	793,051	400,250
	Communication Charges	257,704	158,462
	Rent	1,158,397	510,180
	Rates & Taxes	26,542	3,219
	Insurance	-	272,688
	Bank Charges	16,891	30,144
	Repairs & Maintenance	57,367	247,665
	Books & Periodicals	30,412	54,196
	Promotional Programme	82,000	-
	Meeting & Conference Expenses	-	52,374
	Legal & Professional Charges	168,200	103,178
	Office Expenses	226,574	819
	Balances Written off	1,028,702	-
	Miscellaneous Expenses	39,229	820,886
	Depreciation	980,114	1,253,909
	Total	17,527,424	8,512,603



Chintan Environmental Research & Action Group
Schedules forming part of the Financials for the year ended March 31, 2018
Income and Expenditure- Foreign Fund

Schedule - 10

Particulars	For the year ended March 31, 2018	General Fund	ASIM	Dalyan	Empower	GRV	Grate (CAF)	FI Foundation	WRGO	AID	Aromas-IC	Ford Foundation	Ford Foundation II	Swachh Bharat for Change
Revenue														
Grant Received	14,403,157	-	2,162,807	3,521,585	1,584,500	59,000	2,728,140	962,435	407,201	512,749	153,537	2,105,863	230,000	57,340
Donation	301,365	301,365	-	-	-	-	-	-	-	-	-	-	-	-
Door to Door Collection	-	-	-	-	-	-	-	-	-	-	-	-	-	-
Interest Income on FDR	151,898	151,898	-	-	-	-	-	-	-	-	-	-	-	-
Interest Income on Saving Bank	290,215	290,215	-	-	-	-	-	-	-	-	-	-	-	-
Interest Income on Income tax refund	4,353	4,353	-	-	-	-	-	-	-	-	-	-	-	-
Misc Income	-	-	-	-	-	-	-	-	-	-	-	-	-	-
TOTAL A	15,233,058	747,201	2,162,807	3,521,585	1,584,500	59,000	2,728,140	962,435	407,201	512,749	153,537	2,105,863	230,000	57,340
Expenditure														
Programme activity expenses	1,143,335	141,141	71,831	-	220,224	-	119,727	182,910	84,433	4,195	-	301,532	-	20,340
Salary & Allowances	13,421,994	2,181,211	1,829,239	3,484,940	1,194,885	359,000	1,702,950	733,018	313,900	494,193	100,974	1,123,102	146,000	27,000
Contribution to Provident and others funds	-	-	-	-	-	-	-	-	-	-	-	-	-	-
Honorarium	-	-	-	-	-	-	-	-	-	-	-	-	-	-
Consultant/ Professional Fees	-	-	-	-	-	-	-	-	-	-	-	-	-	-
Staff Welfare Expenses	-	-	-	-	-	-	-	-	-	-	-	-	-	-
Water and Electricity Charges	39,729	-	-	-	14,254	-	20,465	-	-	-	-	1,000	-	-
Fringing & Stationary	99,941	5,924	21,603	-	53,397	-	-	-	-	-	-	15,017	-	-
Traveling & Conveyance	1,009,910	209,727	136,573	3,849	27,180	-	30,518	23,965	8,868	9,316	9,899	308,925	-	-
Communication Charges	246,758	40,032	55,254	4,796	31,562	-	48,198	2,342	-	1,015	-	14,542	48,817	-
Rent	1,238,102	387,736	-	-	42,376	-	448,323	-	-	-	28,126	247,539	84,000	-
Rates & Taxes	8,267	8,267	-	-	-	-	-	-	-	-	-	-	-	-
Insurance	-	-	-	-	-	-	-	-	-	-	-	-	-	-
Bank Charges	12,887	11,805	-	-	1,082	-	-	-	-	-	-	-	-	-
Repairs & Maintenance	26,535	-	-	-	-	-	2,500	-	-	-	-	24,035	-	-
Books & Periodicals	-	-	-	-	-	-	-	-	-	-	-	-	-	-
Promotional Programme	-	-	-	-	-	-	-	-	-	-	-	-	-	-
Meeting & Confrence Expenses	-	-	-	-	-	-	-	-	-	-	-	-	-	-
Audit Fees	-	-	-	-	-	-	-	-	-	-	-	-	-	-
Legal & Professional Charges	38,200	-	38,200	-	-	-	-	-	-	-	-	-	-	-
Scrapping on disposal of assets	-	-	-	-	-	-	-	-	-	-	-	-	-	-
Office Expenses	113,958	-	10,090	-	-	-	84,294	-	-	-	-	19,574	-	-
Balances Written off	378,203	378,203	-	-	-	-	-	-	-	-	-	-	-	-
Miscellaneous Expenses	12,363	-	239	-	-	-	-	-	-	-	-	12,324	-	-
Depreciation	782,636	782,636	-	-	-	-	-	-	-	-	-	-	-	-
TOTAL B	18,632,043	4,149,886	2,162,807	3,521,585	1,584,500	59,200	2,728,140	962,435	407,201	512,749	153,537	2,105,863	230,000	57,340
Income Over Expenditure	(3,398,985)	(3,398,985)	-	-	-	-	-	-	-	-	-	-	-	-



Chintan Environmental Research & Action Group
Schedules forming part of the Financials for the year ended March 31, 2018
Income and Expenditure- Total Fund

Schedule- 10a

Particulars	For the year ended March 31, 2018	General Fund	Armas	Hindustan Tin Works	Info Edge India	NRFIC	Arros-SPL	IT-D	NSRFIC	Sudo-Chemico	Uttarakhand Forest resource Management	WHO
Revenue												
Grant Received	11,211,251	-	1,765,358	502,012	1,986,617	5,116,423	993,729	2,000	-	705,183	34,516	104,413
Donation	4,156,495	1,156,495	-	-	-	-	-	-	-	-	-	-
Door to Door Collection	2,213,984	2,213,984	-	-	-	-	-	-	-	-	-	-
Interest Income on FDR	152,597	-	-	-	-	-	-	-	-	-	-	-
Interest Income on Saving Bank	1,300,606	1,300,606	-	-	-	-	-	-	-	-	-	-
Interest Income on Income tax refund	11,959	-	-	-	-	-	-	-	-	-	-	-
Misc Income	102,625	102,625	-	-	-	-	-	-	-	-	-	-
TOTAL A	19,149,515	7,938,264	1,765,358	502,012	1,986,617	5,116,423	993,729	2,000	-	705,183	34,516	104,413
Expenditure												
Programme activity expenses	2,083,139	1,603,123	41,242	33,672	89,996	78,923	181,872	-	-	35,661	3,531	13,209
Salary & Allowances	6,302,651	4,858,923	403,687	96,700	591,051	-	335,290	-	-	17,000	-	-
Contribution to Provident and others funds	529,888	529,888	-	-	-	-	-	-	-	-	-	-
Honorarium	2,113,117	747,673	233,223	95,224	570,284	-	88,749	-	-	37,964	-	-
Consultant/ Professional Fees	7,790,074	2,327,003	384,185	-	-	5,037,500	36,386	-	-	-	5,000	-
Staff Welfare Expenses	-	-	-	-	-	-	-	-	-	-	-	-
Water and Electricity Charges	137,942	41,466	26,488	18,332	14,208	-	37,148	-	-	-	-	-
Printing & Stationary	446,525	225,889	33,530	43,485	123,196	-	14,746	-	-	16,679	-	-
Travelling & Conveyance	1,233,097	583,321	81,029	117,123	236,057	-	32,052	-	-	18,527	985	-
Communication Charges	373,208	217,702	36,282	-	57,046	-	51,543	-	-	1,635	-	-
Rent	1,702,924	770,661	485,073	67,360	135,179	-	167,734	-	-	75,717	-	-
Rates & Taxes	18,280	18,280	-	-	-	-	-	-	-	-	-	-
Insurance	-	-	-	-	-	-	-	-	-	-	-	-
Bank Charges	3,086	3,086	-	-	-	-	-	-	-	-	-	-
Repairs & Maintenance	112,634	57,367	-	13,869	22,426	-	18,972	-	-	-	-	-
Books & Periodicals	33,412	30,412	-	3,000	-	-	-	-	-	-	-	-
Promotional Programme	173,204	82,000	-	-	-	-	-	-	-	-	-	91,204
Meeting & Conference Expenses	-	-	-	-	-	-	-	-	-	-	-	-
Audit Fees	-	-	-	-	-	-	-	-	-	-	-	-
Legal & Professional Charges	168,200	168,200	-	-	-	-	-	-	-	-	-	-
Shortfall on disposal of assets	-	-	-	-	-	-	-	-	-	-	-	-
Office Expenses	436,886	226,571	27,864	13,047	142,184	-	27,217	-	-	-	-	-
Balances Writen off	650,499	650,499	-	-	-	-	-	-	-	-	-	-
Miscellaneous Expenses	83,545	38,960	12,755	-	4,800	-	-	2,000	-	-	25,000	-
Depreciation	197,478	197,478	-	-	-	-	-	-	-	-	-	-
TOTAL B	24,591,789	13,380,538	1,765,358	502,012	1,986,617	5,116,423	993,729	2,000	-	705,183	34,516	104,413
Income Over Expenditure	(5,442,274)	(5,442,274)	-	-	-	-	-	-	-	-	-	-



Note 1. Significant Accounting Policies

1.1 Significant Accounting Policies

a Basis of preparation of Accounts

The financial statements are prepared on accrual basis of accounting (except as mentioned in point b (ii) below), following Generally Accepted Accounting Principles of Going Concern and Consistency.

b. Revenue Recognition

(i) All Project / Programme contributions received during the year are credited to the respective Fund Accounts at the time of receipt. Income in respect of contributions received is recognized to the extent of expenditure for Project / Programme during the year.

(ii) All Donations / Grants / Contributions are accounted for at the time of receipt following prudential accounting norms.

(iii) Interest received on Foreign / Local Contributions are credited to the Income and Expenditure Account.

c. Contributions received in kind are accounted for, on the basis of information received from Donors as regards their monetary value, and in the absence of such information at estimated market price / value of such items.

d. Expenditure incurred on Projects / Programmes in excess of the Grant / Contributions received from the Donors are met from General Fund or considered as receivables. If such expenses considered as receivables initially are not recovered from the Donors, the same are charged to General Fund.

e. Fixed Assets :

i. Fixed assets are stated at cost.

ii. Sale proceeds of Fixed Assets are credited to the General Fund and the original cost and accumulated depreciation of such Assets are charged to Capital Fund.

f. Depreciation & Amortisation:

i. Depreciation on Fixed Assets is provided under the written down value method and is charged to the Capital Fund instead of Income and Expenditure Account as per the rates given below.

Nature of Assets	Percentage
Furniture and Fixtures	10%
Office Premises	10%
Office Equipments	15%
Vehicle	15%
Computers (including softwares)	40%

ii. Depreciation is charged for the full year irrespective of the date of acquisition. No depreciation is provided on the fixed assets sold during the year.

g. Investments

All investments have been stated at the cost of acquisition. However, provision for diminution in value is made to recognize a decline other than temporary in the value of investments.

On disposal of an investment, the difference between its carrying amount and net disposal proceeds is charged or credited to the Income and Expenditure Account.

h. Employees Benefits :

I. Short Term Employee Benefits:

Short term employee benefits are recognised in the period during which the services have been rendered.



II. Long Term Employee Benefits

Defined Contribution Plans

Provident Fund: Provision of "Employees' Provident Funds and Miscellaneous Provisions Act 1952" are applicable to the Society and the Provident Fund contributions are regularly deposited with Employees' Provident Fund Organization, India.

i. Provisions:

Provisions are recognized when the society has a present legal or constructive obligation, as a result of past events for which it is probable that an outflow of economic benefits will be required to settle the obligation and a reliable estimate can be made for the amount of the obligation.

j. Contingent Liabilities

A contingent liability is a possible obligation that arise from past events whose existence will be confirmed by the occurrence or non-occurrence of one or more uncertain future events beyond the control of the society or a present obligation that is not recognized because it is probable that an outflow of resources will not be required to settle the obligation. However, if the possibility of outflow of resources, arising out of present obligation, is remote, it is not even disclosed as contingent liability. The society does not recognize a contingent liability but discloses its existence in the financial assets.

Note 2. Other Disclosures


a Previous years figures have been suitably regrouped/ rearranged wherever considered necessary.

Signed in terms of our report of even date attached

For T R CHADHA & CO LLP

Chartered Accountants

FRN: 06711N/X5000281A



Hitesh Garg

(Partner)

M. No.

Place of Signature : New Delhi

Dated : 28.09.2018

For Chintan Environmental Research & Action Group

Arjun Bhagat
(PRESIDENT)

Ritu Prasad
(TREASURER)